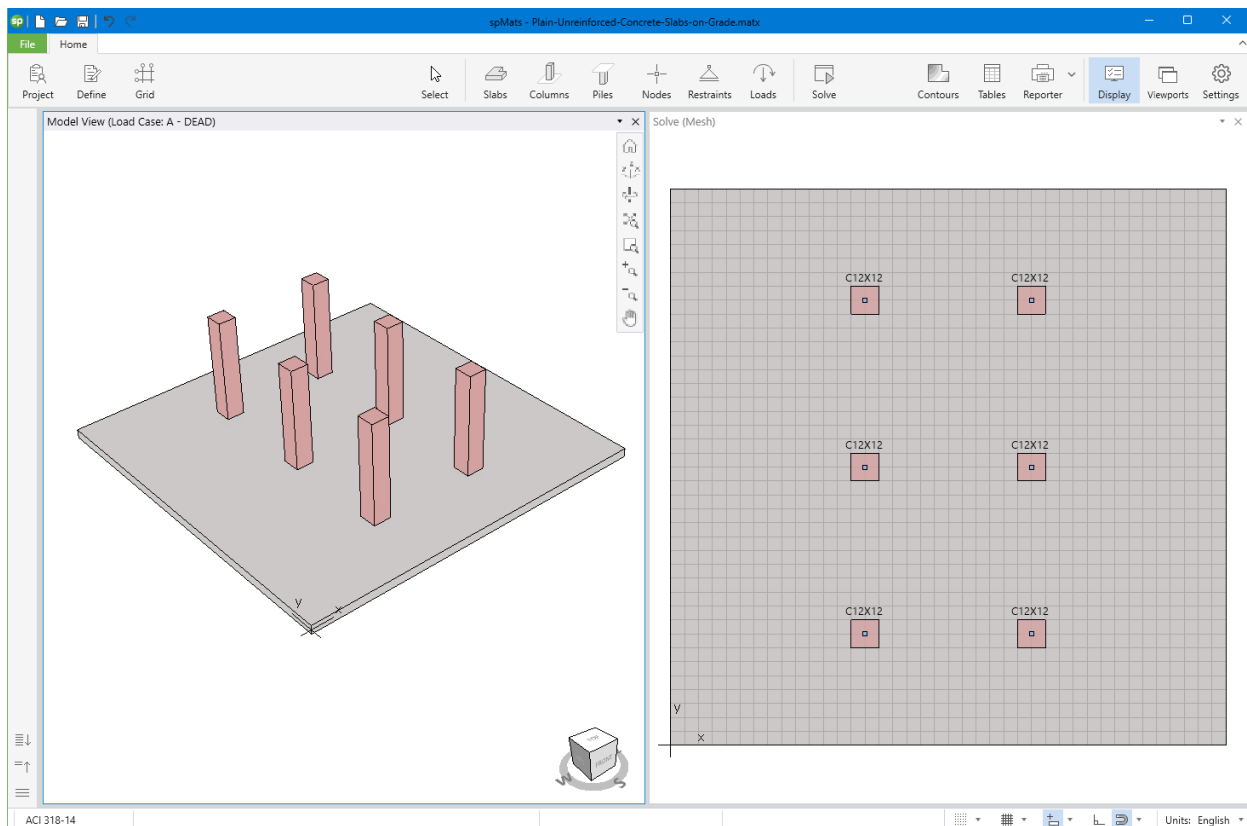


## Plain Unreinforced Concrete Slabs on Grade

Ground supported slabs with light loading are frequently designed without reinforcing (unreinforced). Such slabs are referred to as membrane slabs, floating slabs, or filler slabs and range in thickness from as little as 4" to 8" depending on the supported loads. In warehouses and storage facilities such slabs are subjected to concentrated point loads from storage rack posts or forklift wheel loads.

### Example Model with Sample Input

In this example, a concrete warehouse floor with joints spacing 20' o.c. a slab is subject to modular racking posts loads of 1,750 lbs each in a grid of 6' × 6'. The 6" slabs on grade is unreinforced and supported on soil with a subgrade modulus of 100 kcf. Concrete strength is 2,500 psi. Investigate whether the slab has adequate flexural capacity.



**Figure 1 – 3D View and Plan View**

## Interpretation of Design Moment Output

spMats displays the top and bottom design moment envelopes as a contour view as well as a text output for each element. The contour view of bottom (governing) design moment envelopes in the X and Y-Directions are shown below.

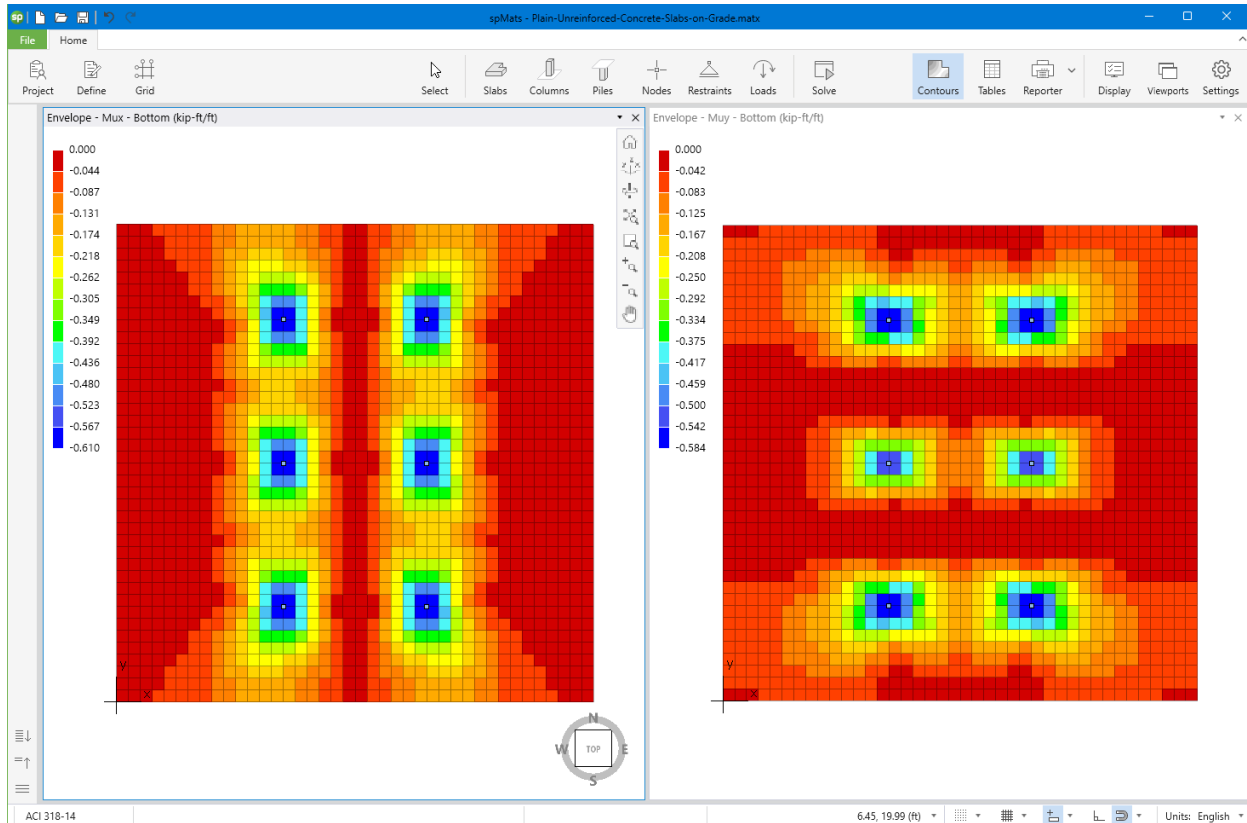


Figure 2 – Design Moments,  $M_{ux} = 0.610$  ft-kips and  $M_{uy} = 0.584$  ft-kips (spMats)

The combined effects of the design moments in X and Y-Directions are calculated by SRSS Method as follows:

The combined design moment effect,  $M_u = \sqrt{(0.610^2 + 0.584^2)} = 0.844$  ft-kips

The design flexural strength based on ACI 318 is:

$$\phi M_n = \phi 5 \lambda \sqrt{f'_c} S_m \quad \text{ACI 318-14 (14.5)}$$

where  $S_m$  is the corresponding elastic section modulus.

$$\phi M_n = 0.60 \times 5 \times 1 \times \sqrt{2,500} \times \left( 12 \times \frac{6^2}{6} \right)$$

$$\phi M_n = 10,800 \text{ in.-lb} = 0.900 \text{ ft-kips} > M_u = 0.844 \text{ ft-kips}$$

The design flexural strength based on ACI 360R is:

$$\phi M_n = \phi 9 \lambda \sqrt{f'_c} S_m$$

ACI 360R-10 (A4.2)  
ACI 360R-06 (7.4 & A4.3)

$$\phi M_n = 0.60 \times 9 \times 1 \times \sqrt{2,500} \times \left( 12 \times \frac{6^2}{6} \right)$$

$$\phi M_n = 19,440 \text{ in.-lb} = 1.620 \text{ ft-kips} > M_u = 0.844 \text{ ft-kips}$$

Therefore, the 6" unreinforced concrete slabs on grade has higher flexural capacity than the combined effect of the applied moments in the X and Y-Directions.

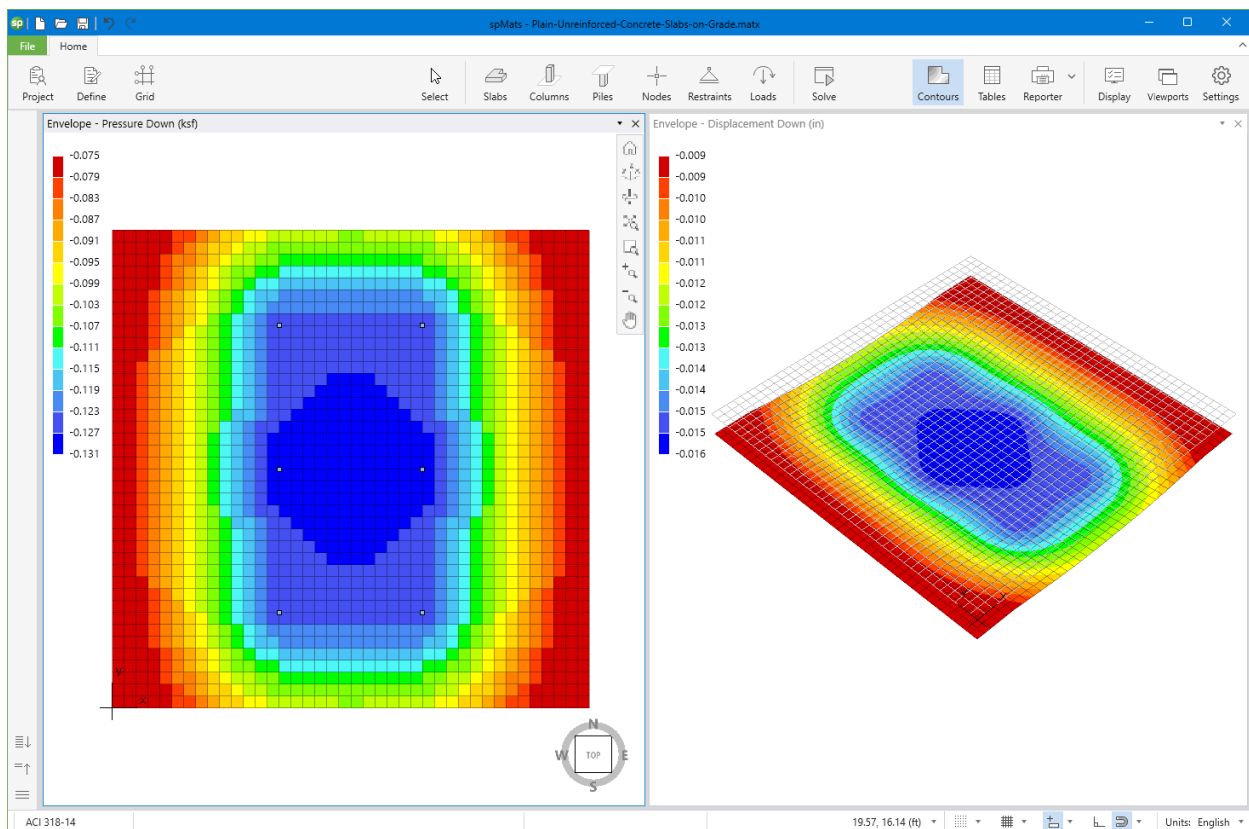


Figure 3 – Soil Bearing Pressure Envelope,  $Q_z$  (down) = 131 psf and the Soil Settlement (Displacement Down),  $D_z$  (down) = 0.016 in. (spMats)